

IOBASE-T1S

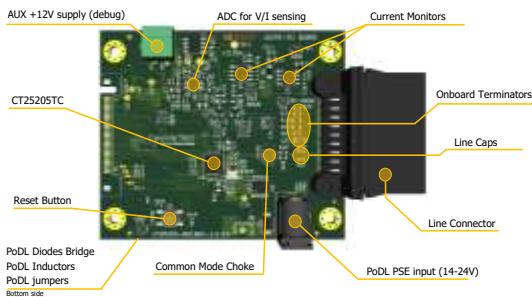
Evaluation and Development boards

Description

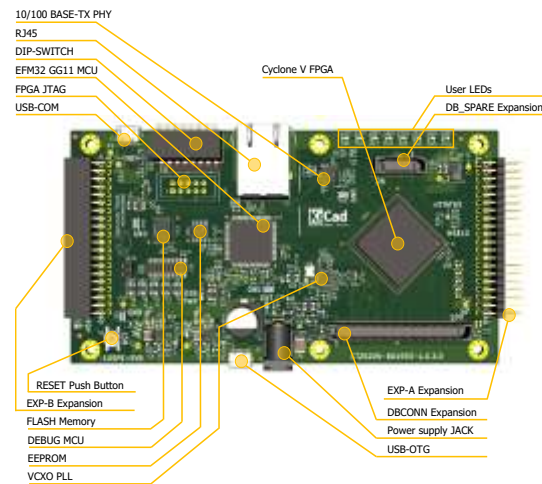
CT25205-BD1903 motherboard together with the CT25205-BD1902 expansion card form the Canova Tech CT25205TC 10BASE-T1S multidrop Ethernet PHY evaluation board.

The evaluation system features a command line interface allowing the user to manage the chip configuration and to perform different kind of basic tests. The board can also serve as a starting point for application development.

BD1902 Daughterboard



BD1903 Motherboard



Features

- CT25205_TC – World first 10BASE-T1S PHY IC including PLCA Reconciliation Sublayer
- MQP Automotive Line Connector
- Supports engineered PoDL
- -40/+125 °C operating temperature range
- CMC for extended EMI performance
- Onboard current/voltage monitors including ADC
- Silicon Labs EFM32 Giant Gecko MCU
 - TQFP-100 package, 2048 kB Flash, 512 kB RAM
- Intel Cyclone V FPGA
 - 25 k Cells, 9434 LABs/CLBs, 2002944 RAM bits
- 0/+85 °C operating temperature range
- 100 pins DB expansion connector
- 2x40 pin expansion header
- Debugger/Programmer connectors for microcontroller and FPGA
- Power sources include USB and external supply from DB
- USB Micro-B connector usable as standard COM port
- USB Micro-B connector (host and device mode)
- 10/100 BASE-TX Ethernet PHY with standard RJ-45 connector
- 32 MB Flash Memory with SPI interface
- 2kbit EEPROM with I2C interface and 48bit Unique Node Address
- 25MHz Crystal connected to I2C progr. clock generator with VCXO
- 8 configuration dip-switches
- 8 user-defined LEDs

Status

- CT25205TC test chip samples available to be shipped
- BD1902 Daughterboards are available to be shipped
- The BD1902 can be modified to fit the mechanical and connector routing of the customer's application
- BD1903 Motherboards are available to be shipped

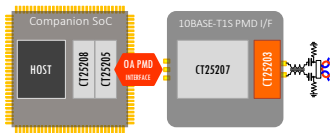
10BASE-T1S IPs

Frequently-Asked Questions

Q: Which kind of IC products I can develop using Canova Tech 10BASE-T1S silicon IPs solution?

A: Among others, here're some product examples you can develop with our 10BASE-T1S silicon IPs:

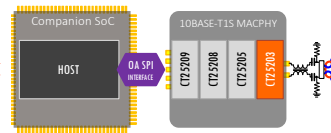
OPEN Alliance 10BASE-T1S PMD Interface IC + Companion SoC/FPGA



This 2-chip 10BASE-T1S networking solution mimics the CAN partition.

The **CT25203** Analog Front-End plus the **CT25207** PMD Controller are integrated, using BCD silicon technology process, in a single low pin-count tiny and low-cost chip. By means of the standardized OPEN Alliance three-pin PMD Interface, it then connects to the SoC which integrates the Host, the **CT25208** Ethernet MAC, if needed, and the **CT25205** digital PHY in a pure digital silicon technology.

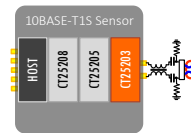
OPEN Alliance 10BASE-T1S MACPHY + Companion low-end MCU/FPGA



This innovative 2-chip 10BASE-T1S networking solution is based on the standardized OPEN Alliance SPI MACPHY Interface.

A single low pin-count, tiny "MACPHY" chip, made using BCD silicon technology process, integrates the **CT25203** Analog Front-End, the **CT25205** digital PHY, the **CT25208** Ethernet MAC and the **CT25209** SPI Protocol Handler. A low-end companion SoC/FPGA, is then connected to the MACPHY via a standard SPI interface.

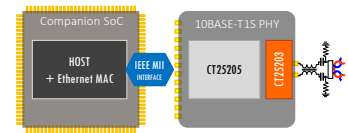
Sensor with integrated 10BASE-T1S interface



Automotive and Industrial sensors often integrate LIN and/or CAN interface in a single chip solution made using BCD silicon technology.

The substitution of LIN and/or CAN interfaces with 10BASE-T1S Ethernet can be then realized by means of the **CT25203** Analog Front-End, the **CT25205** digital PHY and the **CT25208** Ethernet MAC directly connected to the Host Sensor in a similar way of LIN and/or CAN.

10BASE-T1S IEEE PHY + Companion Ethernet SoC



This is the "classical" Ethernet networking solution.

A standard 10BASE-T1S PHY integrates the **CT25203** Analog Front-End plus the **CT25205** digital PHY in a BCD silicon technology connecting, via the IEEE standard MII/MDIO interface, to a companion Ethernet controller SoC. The world-first 10BASE-T1S PHY, in form of Test Chip vehicle and based upon the **CT25203** and the **CT25205**, has been released by Canova Tech in 2018. Have a look [here](#) for details.

Q: Are there any way to test the Canova Tech 10BASE-T1S silicon IPs solution?

A: Yes, by subscribing the "Early Access" program you can receive our development boards described [here](#) and the related technical support. Contact us for commercial details.

Q: Why the 10BASE-T1S front-end requires to be implemented on BCD technologies?

A: Because of the nature of the multi-drop network which obliges the silicon interface to expose high value of impedance to the line. In fact, in presence of severe electromagnetic radiations induced on the twisted-pair, the line common-mode voltage can then reach the silicon with high-voltage peaks of \pm tens of Volts. The BCD process ensure proper protection of the silicon against damages and avoid degradations of the quality of the communication in those severe conditions. Contact us for checking if your target silicon process can be used for implementing the 10BASE-T1S front-end.

Q: May I ask Canova Tech to develop custom and dedicated analog and/or digital on top of the IPs?

A: Yes, you can. Our business model includes custom and dedicated Design Services to facilitate the integration of our IPs into your chip architecture. This business model includes the possibility for you to assign Canova the responsibility for design of a complete integrated circuit (GDS IP) based upon our IPs and your requirements.

Q: Is 10BASE-T1S protected by Standard-Essential Patents (like for CAN, 100BASE-T1, etc.)?

A: Yes, it is. the Physical-Layer Collision Avoidance Reconciliation sub-layer (clause 148 of the IEEE 802.3cg[®] standard) has been invented and patented by Canova Tech. We're always available to license it to you on the basis of FRAND (Fair, Reasonable and Non-Discriminatory) conditions already applied to several active licensee of Canova Tech's Intellectual Property Rights. Contact us for setting the required NDA and receive the PLCA Patent Agreement.

Q: Which options do I have for licensing the Canova Tech 10BASE-T1S silicon IPs solution?

A: You can have several licensing options which includes:

- single-use/multiple-use license: the IPs (single or in bundle) are delivered as object-code and licensed for the use on a well-defined product code (single-use) or for unlimited product codes (multiple-use).
- architectural license: the IPs (single or in bundle) are delivered as source-code (plus know-how transfer) and licensed for the use on unlimited product codes.
- manufacturing license: here Canova Tech can develop your entire product, based upon our IPs (single or in bundle) and your product specifications. The GDS IP is licensed and delivered to you (including all necessary documentation and support) for you to manufacture your product and brand it.

Q: What kind of Support and IP Maintenance will I get from Canova?

A: You will get all required Support and IP Maintenance to ensure proper IP integration into your products for 12 months following the IP licensing. You can then subscribe, at your option, annual renewals of the Support and Maintenance agreement.